

Sustainable Development of Drylands in Asia and the Middle East Project

Jordan Component

Environmental Laboratories Assessment Study

Part I

By Dima Kayed, Charles Gerba, and Robert Freitas

Table of Contents

I.	Introduction.....	2
	USAID-Amman.....	2
	Badia Research and Development Programme.....	2
	University of Jordan.....	3
II.	Historical Background.....	3
III.	Environmental Research Center (ERC) at the Royal Scientific Society.....	3
	Suggestions by Dr. Hayek.....	4
	Remarks.....	5
IV.	Water and Environment Research and Study Center (WERSC) At the University of Jordan.....	5
	Remarks.....	6
V.	The National Center for Agricultural Research and Technology Transfer (NCARTT) at Baqa’s, Northern Amman.....	6
	Remarks.....	8
VI.	Preliminary Conclusions.....	8
V. Appendix A:		
	a. Equipment Inventory List at the Environmental Research Center (ERC) at the Royal Scientific Society.	
	b. Methods and Procedures for Tests at ERC	
	c. Personnel List at ERC.	
	d. Filta-Max, IDEXX system utilized at ERC.	
VI. Appendix B:		
	a. Types of Chemical and Physical Tests performed at the Water and Environment Research and Study Center (WERSC) at the University of Jordan.	
	b. Types of Biological Tests performed at WERSC.	

NOTE:

Appendices and supporting materials will be available at OALS-IALC offices. Please contact Bob Freitas or Esther Miklofsky.

Sustainable Development of Drylands Project
IALC Implemented
USAID Funded

I. Introduction

On assignment from the IALC Sustainable Development of Drylands Project, Ms. Dima Kayed, PhD candidate in microbiology, was able to contact a number of individuals and visit three key laboratories in Jordan that may be involved in work related to wastewater and bio-solids sample analysis. Ms. Kayed's primary objectives were to make contact with the various administrators and faculty that may be involved with the IALC Project and visit the various laboratories to assess their capabilities.

The assessment study entailed determining the instrumentation available in each laboratory, the types of analysis performed versus what is needed in terms of wastewater and bio-solids analysis. Additionally, the visits allowed Ms. Kayed to become acquainted with the personnel working in the laboratories, their educational/training levels and what additional training may be needed.

USAID-Amman

Dr. Amal Hijazi, the Project Management Specialist and Mission Environment Officer, Water Resource and Environment Office, USAID was the first person contacted to initiate the study. During the meeting, it was decided to limit Ms. Kayed's visit to three laboratories due to time constraints. The laboratories selected were located at the following institutions:

- the Environmental Research Center (ERC) at the Royal Scientific Society (RSS),
- the Water and Environment Research and Study Center (WERSC) at the University of Jordan, and
- the National Center for Agricultural Research and Technology Transfer (NCARTT), at the main headquarters located in the North part of Amman in the Baqa'a.

Badia Research and Development Programme

Ms. Kayed met with Mr. Mohammad Shahbaz, Programme Director of the Badia Research and Development Programme, in the Higher Council of Science and Technology at the Royal Scientific Society. Various aspects of the project, which focused mainly on wastewater re-use, were discussed. Mr. Shahbaz emphasized the importance of setting up models with careful assessment of these models and applications. The three pilot studies that were being conducted at Wadi Musa, Jordan University of Science and Technology (JUST) and Aqaba sites as a means of introducing wastewater re-use were examined.

Additionally, Mr. Shahbaz focused on cultural aspects to consider in the application of wastewater re-use and bio-solids as a concept. A subject of discussion was the importance of determining and setting standards, guidelines and specifications for the

application of bio-solids. This will be used to justify the use of bio-solids to the Jordanian government and the Jordanian people.

University of Jordan

Ms. Kayed briefly met with Dr. Muhammad Shatanawi, Professor of Water Resources and Irrigation and Dean at the College of Agriculture at the University of Jordan. He facilitated Ms. Kayed's visit to the WERSC lab located on the premises of the University of Jordan in the College of Agriculture by contacting the center's director, Dr. Manar Fayyad.

II. Historical Background

The growth in bio-solids production in Jordan is largely due to an increase in treated domestic wastewater quantities as a result of the installation of new domestic wastewater treatment plants (DWTPs), as well as the upgrades to existing ones. This growth creates the need for adoption of economically and environmentally acceptable management schemes that take into account the interest in re-use and energy recovery possibilities.

In 2001, about 85% of the generated domestic wastewater in Jordan was treated using wastewater stabilization ponds (WSP) while the remaining 15% was treated using mechanical treatment systems. This has resulted in the accumulation of bio-solids in the lagoons, and the concomitant question arose on how to dispose of and re-use the bio-solids.

III. Environmental Research Center at the Royal Scientific Society

Contact: Dr. Bassam Hayek, Director

The Environmental Research Center (ERC) was established on September 19, 1989. ERC provides technical consultations and services and promotes the technological change in different environmental areas through its specialized laboratories and services. It comprises three divisions/units: Water Quality Studies Division, Air Quality Studies Division and Environment Management Studies Division. The Water Quality Studies Division comprises three subunits namely: Water Quality Projects Unit, Microbiological Testing Unit and the Chemical Testing Unit. This center is involved in practical applied research mainly in water quality and water re-use assessment. The technical services provided include water quality analysis, applied research to provide solutions to certain problems and bio-solids analysis.

Following the wastewater management policy issued by the Ministry of Water and Irrigation (MWI) in 1998, some of the major projects are aimed at expanding and developing existing WSP and shifting the treatment processes to mechanical. This shift

adds to the excessive amounts of bio-solids already accumulated in the lagoons. Due to these changes, the ERC would become involved in bio-solids analysis and characterization.

The ERC started some bio-solids analysis and characterization in 1992 and has been involved in routine bio-solids analysis since 2000. Three parameters are used to characterize bio-solids: physical, chemical and microbiological. Some of the tests include TSS, VS, pH, detection of heavy metals and trace elements and analysis for nematode cysts and thermotolerant pathogens. Once the bio-solids analysis and characterization is completed, it is hoped the bio-solids may be used as fertilizer and as a soil conditioner.

Ms. Kayed visited the four main laboratories at the ERC. The inorganic lab is new and is in the process of beginning to run sample tests. Some of the equipment noted there were an ICP-MS, a Mercury analyzer, and a Fluorescent microscope (see Appendix Aa for list of equipment). I visited two labs which analyze food, wastewater and sludge samples. One of these two labs conducts basic tests, wet chemistry and the second lab screens samples for organics. These two labs are termed water lab 1 and water lab 2 respectively. Some of the equipment found in these labs includes a GC, HPLC, AA, polarograph, spectrofluorometer, rotary evaporator, mechanical shaker and hot plates (see Appendix Aa). The fourth laboratory visited was the microbiology lab. Dr. Hussein Khleifat is the Laboratory Head. It is well equipped with centrifuges, incubators, an autoclave, a hood, pH meter, refrigerators, and freezers.

Some of the tests performed at this laboratory include total coliform counts, using membrane filtration (MF) and most probable number (MPN), fecal streptococcal counts, total heterotrophic bacterial counts, Actinomyces plate counts, detection and enumeration of Fungi and thermotolerant coliform counts (TTCC) to name a few (see Appendix Ab). Very little work has been done with the parasites *Giardia* and *Cryptosporidium*, however the Filta-Max system/Dynabeads for their detection is used at this center (See Appendix Ad).

There are about 15-20 personnel at ERC mainly with a Masters degree. A list of personnel, laboratory equipment and tests performed is found in Appendix Ac. Also collected were a number of brochures. A number of pictures were taken of the various instruments at the different laboratories. The ERC is accredited and certified by ISO 9001, which was renewed in 1998, as well as by Lloyds Registry for Quality Assurance, LRQA. It is worth noting that the ERC at the Royal Scientific Society is the center, which provides consultations and resources in Jordan and the Middle East and is the only center of its kind in the Middle East.

Suggestions by Dr. Hayek:

Dr. Hayek had a few suggestions on what type of feedback he would like from IALC. He would like to learn of any new technologies for soil testing and would like to partake in some type of specialized training to enhance the available capabilities of the

personnel at the Center. He believes that these consultations and advice would be very helpful.

Dr. Hayek's team at ERC is ready to start on the bio-solids characterization study as soon as possible and is very enthused about the project. Some of his questions were as follows:

- Is there a deadline for finances to be allocated?
- Are there any restrictions on funding for 2003?
- Dr. Hayek may need to request an extension on the first phase of the study and wanted to know if this possible?

Remarks:

Ms. Kayed's visit to the ERC was very informative and positive. The laboratories are well equipped with trained personnel. At present, the center is mainly focused on the characterization and analysis of bio-solids as it relates to this part of its proposed project. They have experience in bio-solids analysis but may require updates on new technologies or methodologies. The center does not appear to be equipped to run viral analysis. Viral analysis may be an appropriate focus for training or workshops from the IALC Project.



RSS 6C



**RSS 6C Different
Equipment**



RSS Centrifuge



RSS Atomic Absorption Analyzer with Furnaces



RSS Distiller



RSS Fluorescent Microscope



RSS HPLC



RSS Inorganic



RSS Inorganic Analyzer



**RSS Inorganic Lab
Different Equipment**



**RSS Inorganic Lab
Equipment**



**RSS Laminar flow hood
Micro Lab**



RSS MA-15 Equipment



RSS Microbiology Lab



RSS TOC



RSS Wet Lab



**Inorganic Lab - RSS
Equipment**

IV. Water and Environment Research and Study Center (WERSC) at the University of Jordan

Contact: Dr. Manar Fayyad, Director

The Water and Environment Research and Study Center (WERSC) was established as a research unit in 1982. The center plays a leading role in developing and implementing national plans to develop and manage Jordan's water resources. Its activities are directed towards irrigation management, treated wastewater re-use in irrigation, water hydrology, water conservation in arid areas, water quality, water harvesting and artificial recharge. Some of the objectives of the center are:

- (1) Conducting scientific research related to protecting and managing water resources and protecting the environment, subject to the conditions in Jordan,
- (2) Knowledge and technology transfer in addition to providing technical consultation to the local community in areas related to the environment and water, and
- (3) Identifying and analyzing problems related to water and the environment in Jordan for the purpose of finding solutions.

The WERSC is a research facility and provides services for analysis of drinking water and wastewater. Ms. Kayed was able to visit three laboratories at the center. The laboratory, which involves tests on wastewater, was on the top floor of the facility and isolated. The drinking water laboratory was separate and well equipped with HPLC, GC and AA. This was also called the wet lab where basic chemical tests were conducted.

The microbiology lab was well equipped. Most of the microbiological testing has focused on testing for total and fecal coliforms, nematodes, E. coli using the colilert system as well as algae identification and chlorophyll a detection. A list of laboratory equipment and chemical, physical and biological tests performed is found in Appendix B, a and b. A brochure and pictures of the various equipment are available.

Due to time constraints, Ms Kayed was unable to meet all the personnel working at the center, but did meet four or five students who work and are fulfilling requirements for a graduate degree.

Remarks:

The center is well equipped with instruments and personnel. It is somewhat familiar with collecting water samples for viral analysis namely collection and concentration. The center does not appear to have knowledge or experience screening water samples for viral analysis utilizing cell culture lines or molecular methodologies. The center is also limited in its capabilities for analyzing water samples for pathogens. As of yet, no samples have ever been screened for the parasites *Giardia* and *Cryptosporidium*. To summarize, the WERSC, while capable in many aspects of sample

analysis, does have some deficiencies in its capabilities to analyze water samples for viruses, parasites, and bacterial pathogens. These deficiencies may need to be addressed through future workshops and training visits by the IALC project.



**Un of Jordan Chemistry Lab
WERSC**



**Un of Jordan Chemistry
Lab WERSC**



WERSC 6C



**WERSC Atomic Absorb-
tion**



WERSC Chemistry Lab



WERSC Colitest Machine



WERSC Micro Lab



WERSC Micro Lab Dis-



WERSC Micro Lab Incuba-



WERSC PH Meter

V. The National Center for Agricultural Research and Technology Transfer (NCARTT) at Baqa'a, Northern Amman

Dr. Abdul-Ghani Fardous, General Manager:

The National Center for Agricultural Research and Technology Transfer (NCARTT) began operation in July 1985. The center now operates according to a special By-law as a semi-autonomous institution with administrative and financial independence. NCARTT consists of a main headquarter located 12km North of Amman at Baqa'a and six Regional Centers located in Dier Alla, Ramtha, Khaldeia, Mushaqaer, Rabba and Shoubak. The center operates 12 research stations representing different agro-ecological conditions of the country.

NCARTT is mandated to conduct and/or coordinate applied agricultural research and transfer of technology activities at the national level in collaboration with public and private agricultural institutions. NCARTT's mandate also provides for the identification, testing, transfer and adoption of improved technologies. NCARTT receives its core funding from the government. Funding is also received for specific projects from national and international institutions. Some of NCARTT's responsibilities include:

- (1) preparation of agricultural research plans and programs that support the objectives of agricultural policy;
- (2) development and adaptation of agricultural technology appropriate for local conditions and the coordination of agricultural research and technology transfer activities;
- (3) adoption and transfer of locally developed agricultural technologies and its dissemination to agents and farmers, a follow-up on their adoption by farmers in cooperation with the appropriate organizations as well as providing the proper agricultural technical information;
- (4) developing the skills of agricultural specialists and technicians through training, specialized courses, conferences and workshops; and
- (5) conducting economic studies on farm production systems and agricultural projects and the evaluation of the effects of various social, economic and political factors in the agricultural sector.

NCARTT currently has around 600 national permanent full-time staff. 200 are scientific and technical graduate staff. Of these, 165 are full-time researchers and 35 are technicians. The remaining are support staff (clerks, accountants, laborers etc.). The ratio of technicians and other support staff to researcher is 2 and 3-4 respectively. About 40% of the scientific staff and more than 90% of the PhD holders are concentrated at the main

headquarters at Baqa'a, which includes the central offices, laboratories and Agricultural Information Library.

NCARTT encompasses various research programs namely: the Rainfed Agriculture, Irrigated Agriculture, Plant Genetics Resources unit, Low Rainfall Areas, Water Management and the Environment, Technology Transfer, Training and Information and Integrated Livestock. See brochures for details on these programs. NCARTT has a 5-year work plan (2001-2005) that covers different aspects of various subjects and consists of the following:

- (1) Management and the use of conventional and non-conventional water for agricultural production.
- (2) Fertigation.
- (3) Agro-biodiversity.
- (4) Olive production improvement.
- (5) Integrated pest management.
- (6) Animal livestock nutrition and alternate fodder crops.
- (7) Promotion of herbal and medicinal plants.

The NCARTT laboratories perform various tests which include:

- Chemical and physical analysis of soil and plant tissue as requested by the researchers.
- Soil, water and plant tests requested by farmers and the private sector.
- Different tests for imported organic fertilizers as required by law.
- Diagnostic tests for different plant diseases, viruses etc.

During Ms. Kayed's brief visit to NCARTT (by far the largest facility of the three visited in Jordan) she was able to visit (walk-through) 4 laboratories. However, as it was towards the end of the day, many of the staff/technicians had gone for the day. Among the labs visited, was the laboratory which is involved in screening plants for diseases, mainly viruses. The laboratory is equipped with an ELISA reader as an initial screening tool followed by serological methodologies to determine the type of virus. The microbiology laboratory was equipped with incubators, refrigerators, hoods, centrifuges to name a few. This lab conducts analysis of soil and water samples. The major tests performed are total suspended solids (TSS), Biological Oxygen Demand (BOD), chemical oxygen demand and fecal coliforms. The two remaining laboratories, the fertilizer and soils labs mainly screen fertilizers and soil samples for heavy metals. Samples are assayed using the Atomic Absorption (AA) apparatus.

Remarks:

This facility is mainly a research facility and also provides services to farmers and the private sector. It may have a role performing analysis of samples from a project

concerning land application of the bio-solids following characterization. It could play a role in analyzing the bio-solids. It may also play a role in helping to provide criteria and guidelines for land application of the bio-solids as well as follow-up studies post-applications.

Ms. Kayed's visit to NCARTT was brief and arranged with little advance notice due to time constraints. As such, she was not able to obtain a list of equipment, personnel or tests performed from the four laboratories visited, however she was able to obtain a number of brochures on the center that may prove helpful.



NCARTT Equipment

VI. Preliminary Conclusions

Ms. Kayed's impression of the three laboratory's capabilities, the Environmental Research Center (ERC) at RSS, the Water and Environment Research and Study Center (WERSC) at the University of Jordan, and the National Center for Agricultural Research and Technology Transfer (NCARTT) main headquarters, was very positive. All were very well equipped with instruments and are capable of conducting a vast array of chemical and biological tests.

Ms. Kayed observed that the laboratories are well staffed and equipped and the personnel well trained. Also, it was noted that each of the teams at the various centers are very enthusiastic about the IALC Project and hope to establish a cooperative relationship.

Regarding the relative strengths of the laboratories, it appears at this time that the ERC laboratories may play a major role in bio-solids characterization and analysis, whereas the WERSC may play a more major role in wastewater analysis. It was Ms. Kayed's impression that NCARTT will play a more prominent role in the land application of bio-solids and resulting follow-on work. It will also be a major resource

consulting center for farmers and the private sector on various issues, such as cropping patterns.

The three laboratories Ms Kayed visited appear to be deficient in the ability to perform viral analyses of water, wastewater and bio-solids. Additionally, detection of the more harmful pathogens is limited for the sample types expected to be performed for wastewater and bio-solids. Finally, capabilities in the detection of endocrine disruptors were not apparent.

Appendix A1

Certification ISO 9001 - 1998, renewed
 Lrga - Lloyd's register quality assurance
 Accreditation - Micro - UKAS 200.
 nominated for

Royal Scientific Society
Environmental Research Centre

Secondary Quality Manual	Annex No. (4)
Title of Annex:	Issue No. (2); Date 1/11/2001
Equipment Inventory List	Revision No. (1); Date 1/11/2001
<p>4 major Labs:</p> <p>Inorganic - new</p> <p>food sludge water lab water lab 1 - basic tests - wet chemistry water lab 2 - organics microbiology</p> <p>personnel - 15-20 people training N.S.</p> <p>Provide technical consultation</p> <p align="center">ANNEX NO. (4)</p> <p align="center">Equipment Inventory List</p> <p align="center">Appendix A I</p>	

Center : ERC		<input type="checkbox"/> Division : WQSD		<input type="checkbox"/> Lab/Unit : Chemical Analysis				
No.	Equipment	Manufacturer	Model/Cat. Number	Manufacturer Serial Number	RSS Computer Number	Purchased Date	Responsible Staff	Remarks
1	ODD digital soil Control unit	Automat	TE3 100	100201	10010097	1996	Hala Habbash	
2	Condensometer	Mettler	3111	01701562	10010271	1998	Anjel Amir	
3	Condensometer	Mettler	711	01128	10010087	1996	Anjel Amir	
4	Submerged bath Circulator	Heath	RT020	913040, F7990-1	10010079	1992	Ahmed Habbash	
5	Digestion unit Distillation unit Control unit	Skim	433 313 016	1178179 1.685-700178 138038	10010702 10010099 10010703	1992 1998 1992	Reed Eshkha Moh'd Abu-Bushk Reed Eshkha	
6	Dishwasher Sample storage Thermometer Control unit	Mettler	665 624 683 607	110-348 EK2404000 096908 ET-600127	10010027 10010406 10010037 10010607	1996 1996 - 1996	Hala Habbash	
7	Dishwasher Thermometer Sample storage Control unit	Mettler	665 682 624 607	SE3-387 C80006 141143 110-145	10010433 10010097 10010406 10010607	1996 1996 - 1996	Hala Habbash	
8	Dishwasher	Mettler	665	083150	10010027	1996	Moh'd Abu-Bushk	
9	Dishwasher	Mettler	665	067018	10010027	1996	Ahmed Habbash	
10	Dryer	Outback	-	-	10010399	1996	Reed Eshkha	
11	Drying oven	Mettler	-	703207	10010014	1994	Anjel Amir	Scrapped
12	Drying oven	Mettler	-	-	10010056	1996	Anjel Amir	Scrapped
13	Drying oven	Fisher	200 Series	-	10010012	1996	Anjel Amir	
14	Flame photometer Sample table Compressor	Spektrif	SL200001 3118 3343	00401 M020 A41786	10010000 10010002 10010001	1996 1996 1996	Reed Eshkha	
15	Soaking muffle	Kovar	82 14-02	104	10010143	1995	Moh'd Abu-Bushk	Scrapped
16	Soaking muffle	Kovar	82 14-02	102	10010143	1995	Moh'd Abu-Bushk	
17	Soil plate with stove	VSLP	-	202046	10010088	1992	Moh'd Abu-Bushk	
18	Spectrophotometer	Dugn	-	-	10010030	1994	Reed Eshkha	
19	Spectrophotometer (SR)	WTW	8384047	974918	10010071	1996	Therese Quatka	
20	Spectrophotometer (SR)	WTW	8384047	381809	10010071	1996	Therese Quatka	

Form No. RSSPM/0710 Rev. (1)

Dr. Bassam Hayat

Royal Scientific Society
Quality Assurance Department
Equipment Inventory List

Center : ERC Division : WQSD Lab/Unit : Chemical Analysis

No.	Equipment	Manufacturer	Model/Cat. Number	Manufacturer Serial Number	RSS Computer Number	Purchased Date	Responsible Staff	Remarks
21	Ion Chromatograph	Diode	DC 300	84413	1801071	1994	Moh/ Abu-Shareh	
	Ion Chromatograph	Diode	QC-3	83490	1801041	1994		
	Integrator	TSP	Chango-CH	8031478.5	1801042	1994		
22	pH Ion meter	Merck	802	875131	1001088	1996	Sam/ Bataie	
23	Conductivity Instrument	Hioux	Labtype 1300	09127218	1001072	1994	Moh/ Abu-Shareh	
24	Metal Electrode	Merck	412 B	-	1002098	1994	Moh/ Abu-Shareh	
25	Metric balance	Merck	A2130	3680	1029032	1988	Azad/ Amir	
26	Metric balance	Nico	-	3963	1038014	1988	Azad/ Amir	
27	Oxygen meter system	Sax anal	04742	81140348208	1001086	1996	Hassan/ El-Elsh	
28	pH meter	Merck	454	80100094	1008174	1984	Azad/ Haddad	
29	Fluorometer	Merck	882	0020088	1008048	1984	Hassan/ El-Elsh	
30	Refrigerator	Polis	182	34800	1011077	1990	Hassan/ El-Elsh	
31	Spectrophotometer	Jenway	6100	1101	1008173	1984	Hassan/ El-Elsh	
32	Spectrophotometer	Union	1714	07321100	1001085	1992	Hassan/ El-Elsh	
33	Thermometer	Merck	473	182123	1001072	-	Sam/ Haddad	
34	Turbidimeter	HACh	18000	90103149	1008044	1992	Tharab/ Qasbi	
35	Thermoc	Hioux	8300	-	10010742	1992	Sam/ Bataie	
36	Vacuum pump with filter	Evac	Varexvac	8207618825	0008004	-	Azad/ Amir	
37	Vacuum pump (filling tank)	Evac	ED8	130	1002092	-	Azad/ Amir	
38	Balances	Evac	441	108221	1001008	1988	Sala/ Abu-Shareh	
39	Water bath	Momart	W300	182-836	1001008		Sala/ Abu-Shareh	
40	Water 10-litres dispenser	OPL	3104	10280920	10010748	1992	Moh/ Abu-Shareh	

Prepared by :  Date : 1/1/2003 Checked by :  Date : 1/1/2003
Approved by (Division Head) :  Date : 1/1/2003 Authorized by (Centre Director) :  Date : 1/1/2003

Form No. RSSPMP0710 Rev. (1)

Dr. Bassam Hayek

Royal Scientific Society
Quality Assurance Department
Equipment Inventory List

Page (5) of (12)

Center : ERC		<input type="checkbox"/> Division : WQSD		<input type="checkbox"/> Lab/Unit : Chemical Analysis				
No.	Equipment	Manufacturer	Model/Cat. Number	Manufacturer Serial Number	RSS Computer Number	purchase Date	Responsible Staff	Remarks
41	Digital B OD	DREL	8425	254021	1001098	1993	Samir Khatib	
42	Photometer	SEAWAY	3023	1232		1993	Hassan El-Dakh	
43	Conductometer	Mettler	8087	181189	1000231	1993	Anejal Asih	
44	COD digester	STRICKLAND	834628		1001089		Saba Alshaban	
45	Metal test plate/plate	VYS	320	0110		1997	Muhammad Shaban	
46	Refuge	Kalorith	87737		1001084	1993	Jahad Hammad	
47	Refrigerator	Low	DT8	1282	1017000		Samir Khatib	
48	Subgrinder	Local made			1011007	1993	Tharwa Qasbi	
49	Subgrinder	Local made			1011000	1994	Tharwa Qasbi	
50	D.O Meter	YSI	57	1403	1001078	1993	Tharwa Qasbi	
51	D.O Meter	YSI	58	2281	1000173	1993	Tharwa Qasbi	
52	D.O Meter	YSI	57	11145	1000136	1993	Tharwa Qasbi	
53	D.O Meter	YSI	58	0200079	1000087	1993	Tharwa Qasbi	
54	BIODIETES	CALORIEA	9506	-	1000755	1993	Tharwa Qasbi	
55	BIODIETES	CALORIEA	9506	-	1000753	1993	Tharwa Qasbi	
56	Calorimeter	Lanate	M.TKL	M773787		1994	Tharwa Qasbi	
57	Shower	Mirvite	460	787178	1001027	1993	Samir Khatib	
58	Conductometer	WTW	L293	191038	1000717	1994	Samir Khatib	
59	pH Meter	WTW	pl 81	191040	1000718	1994	Samir Khatib	
60	Exhaust fan/Exhaust unit	Local	B-134	1480227	-	1996	Samir Khatib	
61	Water test vacuum pump	Yuscon	82-3	2040718	-	1998	Anejal Asih	
62	COD digester (normal unit)	IF units	8AT-600051	33561	-	1997	Saba Alshaban	
63	COD digester (Block digester)	IF units	8AT-600046	33254	-	1997	Saba Alshaban	
64	DCI meter	YSI	78	0200082	-	1993	Saba Alshaban	
65	TOC Analyser	Yuscon	TOC-800	991963	-	1998	Anejal Asih	Not working
66	Hydrogen Vacum Pump	Yuscon	82-2	2114730	-	1998	Anejal Asih	
67	Thermo	Mirvite	751	3217	-	1999	Tharwa Qasbi	
68	Sample Changer	Mirvite	781	33172	-	1999	Tharwa Qasbi	
69	Printer	Cisco	12P56G-E3	8882511	-	1999	Tharwa Qasbi	
70	PC 386 - Printer (Low)	LBO	1484	-	-	-	Samir Khatib	
71	Distillation Unit	O.P.L.	-	0112396A	-	1999	Tharwa Qasbi	

Prepared by: [Signature] Date: 1/11/2001 Checked by: [Signature] Date: 1/11/2001
 Approved by (Division Head): [Signature] Date: 1/11/2001 Authorized by (Centre Director): [Signature] Date: 1/11/2001

Form No. RSSPMP0710 Rev. (1)

Dr. Bassam Hayek

ICP-MS
 Mercury Analyser
 Fluorescent Microscope } Inorganic Lab

Center : ERIC		<input type="checkbox"/> <input type="checkbox"/> Division : WQSD			<input type="checkbox"/> Lab/Unit : Specialized Analyser <input type="checkbox"/>			
No.	Equipment	Manufacturer	Model/Cat. Number	Manufacturer Serial Number	RSS Computer Number	Purchased Date	Responsible Staff	Remarks
1	Water Pollution Analyser -GODSOLGPOW -BOD Detector -Computer	Thermo Quest	Tran OC 2000	TR201-498	-	1999	Rana Taha	
2	GODSOLGPOW -GC -Autosampler Controller -Autosampler -BOD A -BOD B -Personal computer -Printer	Heviel Pakat	3896A 8P7H73 8P7H73 P5340 L3828 8P7K0 2225A	34360M 102 2756408236 2756407818 P5340 L3828 262144400 265183050	1001005	1987	Rana Samah	
3	GODSOLGPOW -GC -Autosampler Controller -Autosampler -PIU -BOD -Integrator	Heviel Pakat	3896A 8P7H73 8P7K0 382A	2643A11315 2718A04697 2704A07704 2603A10803	1001004	1987	Rana Samah	
4	GODSOLGPOW -GC -Autosampler Controller -Autosampler -MSD -Personal computer -Printer -Vacuum pump	Heviel Pakat Edwards	3896SERIES II 01313AK 18998 8P7H73 8P VECTRA XMG Last lot 4 Plus Edwards	549032428 331000048 333501088 330100040 331793120 8P7W10994 A0710704	1001000	1985	Rana Samah	
5	High performance Liquid Chromatography (HPLC) : - Column Oven - System controller - Pump - Auto injector - Diode array Detector - Fluorescence Detector - UV - Vis Detector	Shimadzu	CTO-10 AVP SCL-10 AVP LC-10 ATVP SH-10 ADVP SPD-10A AVP RF-10 AXL SPD-10 AVP	C 2102300 218 83. C 21013301848 8A. C 20073300407 LP C 21003501 590 21 C 20003501 81.6 71 C 20053501 598 81 C 20093501346 LP		1998	Rana Samah	

Prepared by: Rashid Saadig Date: 11/1/2001
 Checked by: (Laboratory / Unit Head): _____ Date: 11/1/2001
 Approved by (Division Head): _____ Date: 11/1/2001
 Authorized by (Center Director): _____ Date: 11/1/2001

Form No. RSSPMP0710 Rev. (1)

Dr. Bassam Hayek

Center : ERC		<input type="checkbox"/> Division : WQSD			<input type="checkbox"/> Lab/Unit : Specialized Analysis <input type="checkbox"/>			
No.	Equipment	Manufacturer	Model/Cat. Number	Manufacturer Serial Number	RSS Computer Number	Purchased Date	Responsible Staff	Remarks
4	Atomic Absorption Spectrophotometer -AAA Phase Analyzer -Electrothermal Analyzer -With computer -Vapor system -Air regulator -Voltage stabilizer	Perkin	PUN60X PUN90X PUN60C VP 90 PC00B	94319400474 9431930404 9431930004 943190000	10012704	1992	Bassem Abdel-Baqi	
7	Photograph -Head -Control -Exposure	Merkel	VA 603 808 E50	100154 00200041 19940	1001006	1992	Bassem Abdel-Baqi	Not in use (working spare)
8	Spectrophotometer -Model 20	Kennec	SPM 21 801	0492006 100100	1000074	1992	Bassem Taha	
9	Battery separator -Control unit -Wear back -Voltage pump	Buck	B-134V B-40 B20.3	1009420 1009400 97114		1992	Bassem Taha	
10	Oven	Mettler	H40	830140			Bassem Abdel-Baqi	
11	Wash distributor	Johde	F20-V13	8732007	10010003		Bassem Taha	
12	Microscope	Melicon	PMK2	211	1000001		Bassem Abdel-Baqi	
13	pH-Meter	Odon	725A	621	1000704	1992	Bassem Abdel-Baqi	
14	GPC -Manual apparatus -No-Back	Dinal #1 Bio-Rad	S-23 S-23	4342A	1001073	1992	Bassem Samah	
15	Sub-boiling distillation unit	Borghol	MR-13C	430000	1001054		Bassem Abdel-Baqi	
16	Mechanical shaker Capacity of 20 Capacity of 20	Kent Equip.	83-12	346.5-10 8.345-100	1000008	1992	Bassem Samah	
17	Hot plate with stirrer Capacity of 20	VSLP	110142	200745 200730		1992	Bassem Abdel-Baqi	
18	Soxhlet apparatus Flower	Ocham	Ba10	0112001	1001071	1992	Bassem Samah	
20	Sub-processor	LD	GR-1318	00000000	WTD	1992	Bassem Khalid	
21	Sub-processor	Thackel	B-550A3PW	21000000	WTD	2000	Bassem Khalid	
Prepared by: <i>Bassem Saadig</i>		Date: 01/1/2001		Checked by: (Laboratory / Unit Head):		Date: 01/1/2001		
Approved by: (Division Head):		Date: 01/1/2001		Authorized by: (Chief Executive):		Date: 01/1/2001		

Form No. RSSPMP0710 Rev. (1)

Dr. Bassam Hayek

A.A.S UNICAM
Model: AAM6

Center : ERIC		Division : WQSD			Lab/Unit : MEU			
No.	Equipment	Manufacturer	Model/Cat. Number	Manufacturer Serial Number	RSS Computer Number	purchase Date	Responsible Staff	Remarks
1	Air aspirator	Bpl	-	7541	1009608	1987	Ali Omeri	
2	Antidote	Waters	B	81131	10010617	1987	Ali Omeri	
3	Balace	Kay	D445-576	70119	10290087	1988	Samer Tawabeh	
4	Coarriage substage	Heraeus	RP	115254	10010803	1988	Ali Omeri	
5	Chemical waste bath	Komatsu	3048	849197	10270118	1985	Ibrahim Rajabi	
6	CO2 incubator	Heraeus	B 3060	861796	10460003	1988	Mervat Kasal	
7	CO2 incubator	Heraeus	B 3060	861797	10460003	1988	Mervat Kasal	
8	Celony counter	WTW	800-28	302827	10120013	1985	Samer Tawabeh	
9	Fluorometer	Spectro-Tenne	113	501136	10080047	1985	Ali Omeri	
10	Heating plate	Labcon	331	-	10380040	1989	Samer Tawabeh	
11	Heating plate	Conlay	pc-25	-	10270013	1992	Samer Tawabeh	
12	Humidifier	Jacob/Kendal	TP 18/10	283405	10360033	1987	Ibrahim Rajabi	
13	Incubator	Komatsu	2756	440105	10130036	1987	Ibrahim Rajabi	
14	Incubator	Minnert	-	87454	10010800	1985	Mervat Kasal	
15	Incubator	Minnert	B-15	870309	10130038	1985	Ibrahim Rajabi	
16	Incubator	Minnert	B-20	871451	10010546	1987	Mervat Kasal	
17	Inverted light microscope	Nikon	Duphot-TMD	809884	10180017	1989	Samer Tawabeh	
18	Leachair violet cabinet	Galax	888A	30099	10010548	1987	Ali Omeri	
19	Leachair violet cabinet	Galax	888AA	10796	10010803	1987	Ali Omeri	
20	Microscope BioM	WIL	Bu300	613005	10190030	1986	Mervat Kasal	
21	Oven	Komatsu	2713	484085	10270089	1985	Samer Tawabeh	
22	Incubator	Heraeus	BK-500	50001518	10100017	1984	Ibrahim Rajabi	
23	Sublimator	Philips	-	421900800043	10110031	1980	Mervat Kasal	
24	Sublimator	Minnert	B1378	H02002P0.V	10110059	1987	Ibrahim Rajabi	
25	Battery plate	Max	MA3444	760	10110086	1990	Ali Omeri	
26	Swella pump	Sartorius	18617	80561	1001060807	1987	Mervat Kasal	
27	Super mixer	Haldip	HCAX2000	00153	10080042	1986	Mervat Kasal	
28	Super mixer	Jacob/Kendal	VP1	377394	10360032	1986	Ibrahim Rajabi	
29	Ultrasonic bath	Heraeus	B-2300 BA	C-11836	10270120	1989	Samer Tawabeh	
30	UV-Chamber	Heraeus	5201	0487003	10270121	1987	Samer Tawabeh	
31	Uypholimites machine	EDWARDS	Micro Model	1170	-	1996	Ali Omeri	
32	Fluorescent Microscope	NIKON	LABOPHOT2	463460	10190033	1996	Ibrahim Rajabi	
33	Antidote	Sandoz	Las-201	1832548	10450018	1986	Samer Tawabeh	Limited use
34	Water bath	GFL	Type 1013	1046387 C	10270118	1987	Ibrahim Rajabi	
35	Water Bath	GFL	1013	10427187 C	10270118	1987	Mervat Kasal	
36	Sublimator	Heraeus	B-330 AK7	2195103192	10110103	1999	Mervat Kasal	
37	Sublimator	Obao	GS-55	122288	10110005	1998	Samer Tawabeh	
38	pH meter	Mettler-Toledo	MP-230	08620794	13350121	2000	Ibrahim Rajabi	
39	Coarriage	Sigma	4-15	72726	10011232	2000	Ali Omeri	
40	Coarriage	Sigma	5-15	72780	10011233	2000	Ali Omeri	
41	Working thermostat	HEER	07733	254898	10360011	1985	Samer Tawabeh	
42	Super mixer	Jacob - Kendal	VP1	315661	10560042	1986	Mervat Kasal	
43	Flask Shaker	GFL	3005	10231500	-	2000	Ibrahim Rajabi	
44	Temperature Record	Case - May	EM1342	402259	-	2001	Ibrahim Rajabi	

Prepared by: *Ibrahim Al-Rajabi* Date: 1 / 11/2001 Checked by (Laboratory / Unit Head): *Dr. Bassam Hayek* Date: 1 / 11/2001
 Approved by (Division Head): _____ Date: 1 / 11/2001 Authorized by (Center Director): _____ Date: 1 / 11/2001

Form No. RSPMP0710 Rev. (1)

ISO 17025 for Lab Accreditation
- quality control samples
WHO, WHO, USGS, ERA

Royal Scientific Society
Environmental Research Centre (ERC)

ERC Secondary Quality Manual	Annex No. (8)
Title of Annex:	Issue No. (2); Date 1/11/2001
Methods and Procedures for Calibrations/ Tests	Revision No. (1); Date 1/11/2001
<p>ANNEX NO. (8)</p> <p>Methods and Procedures for Calibrations / Tests</p> <p><i>Appendix a II</i></p>	

Royal Scientific Society
Quality Assurance Department

List of Test/Calibration Methods/ Procedures


Centre :	ERC	<input type="checkbox"/> 7	Division:	WQSD	<input type="checkbox"/>	Laboratory/Unit:	CAL	<input type="checkbox"/> 1
No.	Test/ Calibration	Method/ Procedure Used	Equipment Used	Internal Code	Remarks			
1	pH	SM - 4500-H B	pH- meter	pH				
2	Electrical Conductivity	SM - 2510-B	EC-meter	EC				
3	Redox Potential	SM - 2580 B	Ion meter	En				
4	Temperature	SM - 2550 - B	Thermometer	T (°C)				
5	Residual Free Chlorine	SM - 4500-Cl G	Colorimeter	Cl ₂				
6	Hydrogen Sulfide (Colorimetry)	SM - 4500-S ² D	Colorimeter	S ²				
7	Color	SM - 2120 B	-	Color	Visual			
8	Turbidity	SM - 2130 B	Turbidimeter	Turbidity				
9	Methylene blue active substances	SM - 5540-C	Spectrophotometer	MBAS				
10	Carbon dioxide	SM - 4500-CO ₂ C	Dosimat, pH meter	CO ₂				
11	Bicarbonate / Carbonate	SM - 2320 B	Dosimat, pH meter	CO ₃ / HCO ₃				
12	Acidity	SM - 2310-B	Dosimat, pH meter	acidity				
13	Alkalinity	SM - 2330-B	Dosimat, pH meter	alk.				
14	Dissolved Oxygen	SM - 4500-O G	Oxygen- meter	DO	Field Test			
15	Dissolved Oxygen (Titration)	SM - 4500-O C	titrimeter	DO				

Prepared by : *[Signature]* Date: 1/11/2001
 Checked by (Lab/ Unit Head) : *[Signature]* Date: 1/11/2001
 Approved by (Division Head): *[Signature]* Date: 1/11/2001
 Authorized by (Centre Director): *[Signature]* Date: 1/11/2001
 Dr. Bessant Hishik
 Form No. RSSPMP0902 Rev. (1)

Royal Scientific Society
Quality Assurance Department

List of Test/Calibration Methods/ Procedures

No.	Test/ Calibration	Method/ Procedure Used	Equipment Used	Internal Code	Remarks
16	Chemical Oxygen Demand	SM - 5220-B	Digestor, Turboprecipitator	COD	
17	Biochemical Oxygen Demand	SM - 5210-B	Incubator, ultraprecipitator	BOD	
18	Total dissolved solids	SM - 2540-C	Vacuum pump, oven	TDS	
19	Total suspended solid	SM - 2540-D	Analytical balance Vacuum pump, oven	TSS	
20	Fat and volatile solids	SM - 2540-E	Analytical balance	TFS, FVS	
21	Fat, oil and grease (Gravimetry)	SM - 5520-B	Oven, Furnace, Analytical balance, Vacuum Pump	FOG	
22	Phenols (Test by colorimetry)	SM - 5530-C	Refluxer, Dryer Steam Distillation unit, photometer	phenols	
23	Sodium	SM - 3500-Na B	Flame photometer	Na ⁺	
24	Potassium	SM - 3500-K B	Flame photometer	K ⁺	
25	Calcium	SM - 3500-Ca B	Dedriane	Ca ⁺²	
26	Magnesium	SM - 3500-Mg B	Dedriane	Mg ⁺²	
27	Total Hardness (w CaCO ₃)	SM - 2340-C	Dedriane	TH	
28	Permanganate value	Testing of water (Metc. P169)	Digestor, Dedriane	PV	

Prepared by :  Date: 1/11/2001
 Checked by (QA/QC Unit Head) :  Date: 1/11/2001
 Approved by (Division Head) :  Date: 1/11/2001
 Authorized by (Centre Director) :  Date: 1/11/2001

Form No. RSSPMP0902 Rev. (1)





Dr. Deepam Halyek
Date: 1/11/2001

Royal Scientific Society
Quality Assurance Department

List of Test/Calibration Methods/ Procedures

Page (2) of (10)

No.	Test/ Calibration	Method/ Procedure Used	Equipment Used	Internal Code	Remarks
16	Chemical Oxygen Demand	SM - 5210-B	Digestor, Titroprocessor	COD	
17	Biochemical Oxygen Demand	SM - 5210-B	Incubator, titroprocessor	BOD	
18	Total dissolved solids	SM - 2540-C	Vacuum pump, oven	TDS	
19	Total suspended solid	SM - 2540-D	Analytical balance Vacuum pump, oven	TSS	
20	Fixed and volatile solids	SM - 2540-E	Analytical balance Oven, Furnace, Analytical balance, Vacuum Pump	TPS, VVS	
21	Fat, oil and grease (Gravimetry)	SM - 5530-B	Analytical Balance Rotavapor, Dryer	FOG	
22	Phenols (Total by colorimetry)	SM - 5530-C	Steam Distillation unit, photometer	phenols	
23	Sodium	SM - 3500-Na B	Flame photometer	Na ⁺	
24	Potassium	SM - 3500-K B	Flame photometer	K ⁺	
25	Calcium	SM - 3500-Ca B	Dosimetric	Ca ⁺²	
26	Magnesium	SM - 3500-Mg B	Dosimetric	Mg ⁺²	
27	Total Hardness (as CaCO ₃)	SM - 2340-C	Dosimetric	TH	
28	Permanganate value	Titrating of water (Merck, P169)	Dosimetric, Dosimetric	PV	

Prepared by :  Date: 1/11/2001
 Checked by (LAW Unit Head):  Date: 1/11/2001
 Approved by (Division Head):  Date: 1/11/2001
 Autherized by (Centre Director):  Date: 1/11/2001

Form No. RSSPMP0902 Rev. (1)

Dr. Deepam Hegde
Date: 1/11/2001

Royal Scientific Society
Quality Assurance Department

List of Test/Calibration Methods/ Procedures

Centre : ERC		Division: WQSD		Laboratory/Unit CAL	
No.	Test/ Calibration	Method/ Procedure Used	Equipment Used	Internal Code	Remarks
29	Chloride	SM - 4500-C D	Titroprocessor	Cl ⁻	
30	Bromide	SM - 4110, B	High Performance Ion Chromatograph (HPIC)	Br ⁻	
31	Sulphate	SM - 4110, B	(HPIC)	SO ₄ ⁻²	
32	Sulfite	SM - 4500-SO ₃ ⁻² B	Dozimist	SO ₃ ⁻²	
33	Nitrate	SM - 4110, C	(HPIC)	NO ₃ ⁻	
34	Nitrite	SM - 4500-NO ₂ B	Photometer	NO ₂ ⁻	
35	Ammonia	SM - 4500-NH ₃ C (20th ed.) SM - 4500-NH ₃ C (18th ed.)	Kjeldahl D.U. Photometer	NH ₃ NH ₃ NH ₃	
36	Total Kjeldahl Nitrogen	SM - 4500-N org B	Kjeldahl digester, Kjeldahl distillation, Dozimist	T.Kj, N	
37	Phosphate	SM - 4500-P C SM 4500-P D	Photometer	PO ₄ ⁻³	Vanadomolybdo phosphoric acid stannous chloride
38	Total phosphorus	SM - 4500-P C SM - 4500-P D	Digester, photometer	T-P	
39	Cyanide (distillation)	SM - 4500-CN F	Distillation unit, Ion meter	CN ⁻	
40	Fluoride	SM - 4500-F C	Ion meter	F ⁻	
Prepared by : <i>[Signature]</i>		Date: 1/11/2001	Checked by (Lab/ Unit Head) : <i>[Signature]</i>		Date: 1/11/2001
Approved by (Division Head): <i>[Signature]</i>		Date: 1/11/2001	Authorized by (Centre Director) : <i>[Signature]</i>		Date: 1/11/2001

Form No. RSSPMP0902 Rev. (1)

Royal Scientific Society
Quality Assurance Department

List of Test/Calibration Methods/ Procedures

Centre : ERC		17	Division:	WQSD	1	Laboratory/Unit:	CAL	1
No.	Test/ Calibration	Method/ Procedure Used	Equipment Used	Internal Code	Remarks			
41	Tarins and Light	SM - 5550 B	Spectrophotometer	Tarins&Light				
42	Volatile Fatty acid (Sample preparation)	SM - 5560 C	Distillation apparatus	VFA				
43	Sil density index	ASTM D 4189-82 (1987)	SDI apparatus	SDI				
44	Oxyhalides (CO ₂ , ClO ₂ , BrO ₂)	EPA method 300.1 Revision No. 1, 1997	Ion Chromatography	CO ₂ , ClO ₂ , BrO ₂				

Prepared by : *[Signature]* Date: 1/11/2001
 Approved by (Division Head): *[Signature]* Date: 1/11/2001
 Checked by (Lab/ Unit Head) : *[Signature]* Date: 1/11/2001
 Authorized by (Centre Director) : Dr. Bassem Hayek Date: 1/11/2001

Form No. RSSPMP0902 Rev. (1)

List of Test/Calibration Methods/ Procedures

Centre : EBC		17		Division:		WQSD		1		Laboratory/Unit SAL		12		
No.	Test/ Calibration	Method/ Procedure Used	Equipment Used	Internal Code	Remarks									
9.	Aluminium, Cadmium, Calcium, Manganese, Molybdenum, Nickel, Silver, Vanadium, Zinc, Cobalt, Chromium, Copper, Iron, Lithium, Lead, Magnesium	SM-3111 B (AA Spectrometric Method)	Atomic Absorption	Al, Cd, Ca, Mn, Mo, Ni, Ag, V, Zn, Co, Cr, Cu, Fe, Li, Pb, Mg										
10.	Mercury	SM-3112 B (AA Cold-Vapor Method)	Atomic Absorption	Hg										
11.	Tin, Selenium, Arsenic, Antimony	SM-3114 C (AA Spectrometric Method)	Atomic Absorption	Su, Se, As, Sb										
Prepared by : <i>D. S. N. / P.</i>												Date: 1/1/2001	Date: 1/1/2001	
Approved by (Division Head): <i>[Signature]</i>												Checked by (Lab/ Unit Head): <i>[Signature]</i>	Date: 1/1/2001	Date: 1/1/2001
												Authorized by (Centre Director): <i>[Signature]</i>	Date: 1/1/2001	Date: 1/1/2001

Form No. RSSPMP0902 Rev. (1)

Royal Scientific Society
Quality Assurance Department

List of Test/Calibration Methods/ Procedures

Centre:	ERC	17	Division:	WQSD	1	Laboratory/Unit:	MTU	13	Remarks
No.	Test/ Calibration	Method/ Procedure used	Equipment Used	Internal Code	Remarks				
A.	WATER AND								
1	Total coliform count (TOC) - Most Probable Number (MPN) - Membrane Filtration (MF)	SM-9221B, C SM-9222B	Incubator, Filtration Unit and pump	TOC					
2	Thermotolerant coliform count (TTCC) - Most Probable Number (MPN) - Membrane Filtration (MF) - Seven- hour test - Direct Test (A-1 Medium)	SM-9221E, C SM-9222D SM-9211 B SM-9221 E, 2 SM-9213D3	Incubator, Filtration Unit and pump	TTCC					
3	E-coli in natural bathing beaches <i>H. coli</i> / <i>serA</i>	SM-9225	Filtration unit, Incubator, pump						
4	Differentiation of the Coliform bacteria	SM-9225	Incubator						
5	Faecal streptococci count			F. Strept.					
6	Most Probable Number (MPN) Total hetero-aerobic bacterial count (THBC) - Pour Plate - Spread Plate - Membrane Filter	SM-9230B, SM-9221 C SM-9215 A, B SM-9215 A, C SM-9215 A, D SM-9213E	Incubator, colony counter	THBC					
7	Detection & Enumeration of <i>Pseudomonas aeruginosa</i>		Filtration system Incubator						
8	Detection and Enumeration of Sulphate reducing Bacteria	SM-9240 D3	Incubator, Anaerobic Jar	SRB					
9	Detection & Enumeration of Sulphate reducing Bacteria - Membrane filtration - Enrichment in liquid media	1 ISO 6461/2 (1986) ISO 6461/1 (1986)	Incubator, Anaerobic Jar						
10	Detection of Pathogenic Bacteria	SM-9260	Incubator	PII					
11	Actinomycetes plate count	SM 9250 B	Incubator						
12	Detection and Enumeration of Fungi - Pour plate - Spread plate - Membrane filter	SM-9610 B SM-9610 C SM-9610 D	Incubator	FG					
Prepared by: <i>L.A.S. & L.R. g.s.b.</i>		Date: 1/11/2001	Checked by (Lab/ Unit Head): <i>CP</i>	Date: 1/11/2001					
Approved by (Division Head):		Date: 1/11/2001	Authorised by (Centre Director):	Date: 1/11/2001					

Form No. RSSPMP0902 Rev. (1)

*After - / water booth - Shelvi
K.D. Rao.*

Dr. Baseshwar J.D.

Royal Scientific Society
Quality Assurance Department

List of Tests/Calibrations Methods/ Procedures

Centre :	ERIC	17	Division:	AQSD	2	Laboratory/Unit:	AQU	21
No.	Test/ Calibration	Method/ Procedure Used	Equipment Used	Internal Code	Remarks			
1.	Sulfur dioxide test	Following Equipment Manual Procedure	SO2 Analyzer	SO2				
2.	Hydrogen Sulfide	Following Equipment Manual Procedure	SO2 / H2S Analyzer	H2S				
3.	Carbon Monoxide	Following Equipment Manual Procedure	CO Analyzer	CO				
4.	Nitrogen Oxides	Following Equipment Manual Procedure	NOx Analyzer	NOx				
5.	Stack Emissions	Following Equipment Manual Procedure	Flue Gas Analyzer	-				
6.	Automobile Exhaust	Following Equipment Manual Procedure	Automobile Exhaust Analyzer	-				
7.	Radon Gas	Following Equipment Manual Procedure	Radon Analyzer	Rn				
8.	Pollen Grain	Following Equipment Manual Procedure	Pollen Grain Traps	-				
9.	Total Suspended Particulate	Following Equipment Manual Procedure	High Volume Sampler	TSP				
10.	Particulate Matter Less than 10 µm	Following Equipment Manual Procedure	High Volume Sampler with Selective Inlet	PM10				
11.	Gas Analyzer Calibration	Following Equipment Manual Procedure	Calibrator with Permeation Ovens & Standard Gases	--				

Prepared by : *S. Had Al Sawan* Date: 1/11/2001
 Approved by (Division Head): *[Signature]* Date: 1/11/2001
 Checked by (Lab/ Unit Head): *Faysal Arabi* Date: 1/11/2001
 Authorized by (Centre Director): *[Signature]* Date: 1/11/2001

FORM NO. BSSPMS0701 Rev. (1) Di. Hussain

- Abbreviations:**
- SM = Standard Methods for the Examination of Water and Wastewater 20th ed., 1998.
 - MSD = Mass Selective Detector
 - GC = Gas Chromatography
 - EPA = Environmental Protection Agency.
 - DFG = Pesticide Commission, DFG, Germany.
 - WPA = Water Pollution Analyzer.
 - IPFC = High Performance Ion Chromatography
 - FID = Flame Ionization Detector
 - WHO = World Health Organization
 - ASTM = American Society for Testing and Material
 - TCLP = Toxicity Characteristic Leaching Procedure.

Royal Scientific Society
Quality Assurance Department

Appendix A III

Personnel List

Centre : ERC		<input checked="" type="checkbox"/> Division: WQSD		<input type="checkbox"/> Laboratory/Unit		<input type="checkbox"/>
Name	RSS ID NO.	Current Position	Qualification	Related Experience	Employment Date	
Dr. Mohamed Saitam	1329	Division Head	Ph. D. (Env. Eng.)	16 years experience in environmental field	7/1/1986	
Mr. Naei Al Mulk	1811	Researcher	M.Sc. (Env. Eng.)	7 years experience in environmental field	19/11/1994	
Mr. Wael Salehman	1702	Researcher	M.Sc. (Water & Env. Eng.)	9 year experience in environmental field	27/7/1992	
Mr. Nizar Haisoah	1717	Researcher	M.Sc. (Water & Irrig. Eng.)	9 years experience in environmental field	1/10/1992	
Mrs. Fida's Jibril	1806	Researcher	M. Sc. (Chemical Eng.)	7 years experience in environmental field	12/11/1994	
Mr. Ziad Hamad	1823	Researcher	M.Sc. (Water & Env. Eng.)	6 years experience in environmental field	1/2/1995	
Mr. Othman Al-Masboub	2209	Researcher	M.Sc. (Water & Env. Eng.)	3 years experience in environmental field	1/11/1999	
Prepared by : <i>Naei Al Mulk</i>		Date : 1/11/2001		Checked by (Lab/Unit Head) :		Date : 1/11/2001
Approved by (Division Head) :		Date : 1/11/2001		Authorized by (Centre Director) :		Date : 1/11/2001

Form No. RSSPMP0406 Rev. (1)

Royal Scientific Society
Quality Assurance Department

Personnel List

Page (3) of (9)

Centre : ERC		<input checked="" type="checkbox"/> 7		Division: WQSD		<input type="checkbox"/> 1 Laboratory/Unit: Chemical Analyses		<input type="checkbox"/> 1	
Name	RSS ID NO.	Current Position	Qualification	Related Experience	Employment Date				
Mr. Ahmad Al-Dinadkah	1291	Unit Head	B.Sc. (Inhabit. Chemistry)	12 years in Water and Food Analysis	7/5/1985				
Mr. Elnad Eddadu	1420	Lab. Head, Analyst	B.Sc. (Chemistry)	4 years as Administrative Assistant 16 years in chemical analysis	3/10/1987				
Mr. Fuad Abu Sharkh	1378	Analyst	M.Sc. (Analy. Chemistry)	15 years in environmental analytical chemistry	10/2/1987				
Mr. Anjad Amer	1760	Analyst	B.Sc. (Chemistry)	8 years in chemical analysis	20/10/1993				
Ms. Rula Abu Al-Hasan	1808	Analyst	M.Sc. (Bav.Ssase & Messag.)	7 years in chemical analysis	19/11/1994				
Mr. Aahaf Al-Haslamoon	1809	Analyst	B.Sc. (Applied Chemistry)	7 years in chemical analysis	19/11/1994				
Mr. Hussein Al-Khatreb	1334	Lab. Technician	Undergraduate Diploma (Chemical Analysis)	16 years sample collection and chemical analysis	27/1/86				
Mr. Ibrahim Al-Muhsen	1260	Lab. Technician	Undergraduate Diploma (Civil Engineering)	12 years in sample collection	13/11/1984				
Ms. Tharasa Qoutish	2107	Analyst	B.Sc. (Chemical Engineering)	4 years	12/8/1997				
Mr. Ra'ed Jabir	1712	Lab. Technician	Undergraduate Diploma (Env. Engineering)	9 years in Env. microbiology & chemistry & sample collection	7/9/1992				
Mr. Saad Kraishan	2149	Analyst	M.Sc. in Chemistry	3 years in chemical analysis	November 1998				
Mr. Khalid Nawara	2313	Lab Technician	Diploma Chem. Eng.	10 years experience	24/7/2001				
Hala Zahdi Habboub	2226	Analyst	B.Sc. in Chemistry	1 year experience	15/5/2000				
Prepared by :			Date : 1/11/2001	Checked by (Lab/Unit Head) :					Date : 1/11/2001
Approved by (Division Head):			Date : 1/11/2001	Authorized by (centre Director):					Date : 1/1/2001

Form No. RSSPMP0406 Rev. (1)



About IDEXX Animal Health Centre Testing Water Testing

- Product Overview
- Collet
- Collet-18
- Colture
- Enterolert
- Simple for MPC
- Quant-Trey
- Filta-Max
- Accessories
- Contact Us / Ordering

Filta-Max™

Benefits Science Q&As More Information Accessories

Filta-Max—World Leader for the Capture and Recovery of *Cryptosporidium* and *Giardia*



Filta-Max is the world's leading technology for the capture and recovery of *Cryptosporidium* and *Giardia*. The system was developed and is manufactured by Genera Technologies, Ltd., which was acquired by IDEXX in August 2000.

Filta-Max is the only US EPA-approved capture concentration system that can sample a continuous flow of 50 liters of raw water. Other approved tests can sample only up to 10 liters at a time. Filta-Max has been validated for high-volume finished water—up to 1,000 liters at a time.

- US EPA Method 1623-approved
- UK DWI-approved
- [Filta-Max Product Specifications](#)
- [Patent Information](#)

Appendix A IV

How to Use Filta-Max

Step 1.
Place the filter module in the filter housing.



Step 2.
Connect the filter housing to the required water source for sampling.



Step 3.
Attach the filter module to the wash station plunger head.



Step 4.
Wash the sample with elution buffer.



Step 5.
Concentrate.




Step 6.
Repeat Steps 4 and 5 to concentrate the final sample to 25 mL.



[Back to top](#)

Dynabeads[®] anti-Cryptosporidium
- for a simple, rapid and reliable isolation procedure



DYNAL[®]
The Alternative Culture in Microbiology

ImmunoMagnetic Separation

What is IMS?

The detection of *Cryptosporidium* oocysts is a very expensive, time-consuming and labour intensive process. In addition, recovery and reproducibility is inadequate.

Dynal®, the inventor and world leader of IMS, now introduces Dynabeads® for the isolation of *Cryptosporidium*. This innovative technique greatly improves oocyst recovery and significantly reduces operator hands-on time, as well as total test time.

The IMS technology is based on superparamagnetic microspheres called Dynabeads®. Dynabeads® anti-*Cryptosporidium* are coated with specific antibodies directed against key target antigens of *Cryptosporidium* oocysts. IMS is an effective replacement for cumbersome and inefficient methods like floatation purification and has many benefits over conventional techniques.

The IMS technique is simple. Mixing the sample concentrate with Dynabeads® anti-*Cryptosporidium* enables the formation of Dynabeads®-Oocyst complexes. Application of a magnetic field using a magnetic test tube holder (Dynal MPC) allows the selective capture and isolation of the complexes from the sample concentrate. The oocysts are dissociated from Dynabeads® by a simple pH alteration. The purified oocysts are then ready for detection.


Benefits

- Improved oocyst recovery.
- Simple procedure.
- Reduced background debris aids detection by microscopy.
- One clean 8-10 mm slide well per sample.
- Saves up to 6 hours hands on processing time.

Sensitivity

The sensitivity of this technique is very high, and as few as 1 oocyst / 10 ml water concentrate can be isolated for subsequent detection. Oocyst recovery above 90% is frequently observed.

One clean slide well per sample



Following conventional separation techniques, the final suspension for microscopical analysis may require 12 slide wells or more and contain considerable background debris. Using Dynabeads® anti-*Cryptosporidium*, the final suspension for microscopical analysis requires only one well and the background debris is minimized.

IMS) of Cryptosporidium

A comparison of results



A drinking water sample processed by the conventional separation technique. Note the background debris which may hamper identification.



The same sample processed using Dynabeads® anti-Cryptosporidium. Note the clarity of the oocysts with reduced background debris.



The Procedure

Oocyst capture

1. Add Dynabeads® anti-Cryptosporidium and SL™-buffer to 10 ml water sample concentrate.
2. Affix tubes to a rotary mixer and mix samples for 1 hour. *During this time Dynabeads® anti-Cryptosporidium will capture the oocysts.*



70 minutes

IMS

3. Place tubes in a Dynal MPC®-1. *Oocysts bound to Dynabeads® anti-Cryptosporidium will migrate to the tube wall in contact with the magnet.*
4. Remove and discard supernatant. *Dynabeads® bound oocysts are retained on the tube wall in contact with the magnet.*



5 minutes

Dissociation

5. Transfer Dynabeads®-bound oocysts to a microcentrifuge tube and place the tubes in the Dynal MPC®-M.
6. Remove and discard supernatant.
7. Add acid and vortex. Let stand for 5 minutes. *This will dissociate Dynabeads® from oocysts.*
8. Remove Dynabeads® from dissociated oocysts using the Dynal MPC®-M.
9. Transfer supernatant containing the released oocysts onto a slide well containing neutralizing alkali.



15 minutes

ORDERING INFORMATION

Product Description	Prod. No.	Volume
Dynabeads® anti-Cryptosporidium kit	730.01	10 Tests
For isolation of Cryptosporidium oocysts. Includes 1 ml Dynabeads® anti-Cryptosporidium and SL™-buffer.		
Dynal MPC®-1	120.01	Unit
Magnetic test tube holder that accommodates 1 x 10 ml tube.		
Dynal MPC®-M	120.09	Unit
Magnetic test tube holder that accommodates 10 x 1.5 ml microcentrifuge tubes.		
Dynal® MX1	159.07	Unit
Sample mixer for 6 x 10 ml tubes.		
Dynal Sample Mixer	947.01	Unit
US version. 110V bi-directional sample mixer for 12 x 10 ml tubes.		
Dynal® L10 tubes	740.03	5 Tubes
Reusable flatsided tubes for optimal magnetic concentration.		

DYNAL®

The Alternative Culture in Microbiology

DYNAL A.S., P.O. Box 158 Skovve, N-0212 Oslo, Norway. Tel: +47 22 96 10 00. Fax: +47 22 30 10 15. E-mail: dynal@dynal.no. Homepage: <http://www.dynal.no>

DYNAL, Inc.
7140 Canyon Blvd.
Lake Success, NY 11042
Tel: 1 909 439 9816
Tel: +1 718 226 2256
Fax: +1 718 226 3286
E-mail: info@dynal.com

DYNAL (UK) LTD
Nether 11 1910
B-2049 Buntingford
Tel: +44 1438 68 41
Fax: +44 1438 68 40
E-mail: uk@dynal.co.uk

DYNAL (DE) LTD
18 Theby Road
Cockfield Park
Woodborough, West
Sussex BN12 5PT
Tel: +44 (0)1323 546 123
Fax: +44 (0)1323 546 122
E-mail: info@dynal.de

DYNAL (FR) S.R.L.
Via della Rotta, 2/3/14
Mantova, S.p.A. S.p.A. S.p.A.
Tel: +39 376 71 080
Fax: +39 376 71 074
E-mail: fr@dynal.it

DYNAL (ES) S.R.L.
Calle de Ramón y Cajal, 11
M. de Arroyo de la Cruz
40200 Córdoba
Tel: +34 524 17 41 64
Fax: +34 524 27 18 13

DYNAL (PT) LTD
P.O. Box 268 7, Av. de Boavista
1400-015, Lisbon
Tel: +351 21 44 11 11
Fax: +351 21 44 11 11
E-mail: pt@dynal.com

For information on Dynal distributors worldwide, please contact Dynal A.S., Oslo, Norway. © Copyright 1997 Dynal A.S. Printed 1997. All rights reserved.
Dynal®, Dynabeads® and Dynal MPC® are registered trademarks of Dynal A.S. Dynabeads® and Dynal MPC® are covered by various patents.
Eppendorf is a registered trademark of Eppendorf-Heraeus-Fritz GmbH, Germany.

108.D.01.01

Appendix I

Types of Chemical and Physical tests performed at the WERSC.

No	Test	Apparatus
1.	Electrical conductivity (EC)	EC meter
2.	pH-Value (pH)	pH meter
3.	Dissolve oxygen (DO)	DO meter
4.	Temperature (C°)	Temperature meter
5.	Color	Spectrophotometer
6.	Turbidity	Spectrophotometer
7.	Total dissolve solid (TDS)	Balance & Oven
8.	Total suspended solid (TSS)	Balance & Oven
9.	Calcium (Ca)	Capillary Ion Analyzer(CIA) - Atomic absorption(AA)
10.	Magnesium (Mg)	Capillary Ion Analyzer(CIA) - Atomic absorption(AA)
11.	Sodium (Na)	Flame photometer- Atomic absorption (AA)
12.	Potassium (K)	Flame photometer- Atomic absorption (AA)
13.	Lithium (Li)	Flame photometer- Atomic absorption (AA)
14.	Chloride (Cl)	Capillary Ion Analyzer (CIA)-titration
15.	Bicarbonate (HCO ₃)	Capillary Ion Analyzer (CIA)-titration
16.	Sulfate (SO ₄)	Spectrophotometer-Capillary Ion Analyzer (CIA)
17.	Nitrate (NO ₃)	Spectrophotometer-Capillary Ion Analyzer (CIA)
18.	Nitrite (NO ₂)	Spectrophotometer-Capillary Ion Analyzer (CIA)
19.	Carbonate (CO ₃)	Capillary Ion Analyzer (CIA)-titration
20.	Bromide (Br)	Ion selective electrode-Capillary Ion Analyzer (CIA)
21.	Fluoride (F)	Ion selective electrode-Capillary Ion Analyzer (CIA)
22.	Iodide (I)	Ion selective electrode-Capillary Ion Analyzer (CIA)
23.	Phosphate (PO ₄)	Spectrophotometer-Capillary Ion Analyzer (CIA)
24.	Total phosphate (TPO ₄)	Spectrophotometer-Capillary Ion Analyzer (CIA)
25.	Total nitrogen (TN)	Kjeldahl
26.	Ammonia (NH ₄)	Spectrophotometer-Capillary Ion Analyzer (CIA)
27.	Cyanide (CN)	Ion selective electrode-Capillary Ion Analyzer (CIA)
28.	Heavy metals	Atomic absorption (AA)-Polarography
29.	Biological oxygen demand (BOD)	BOD
30.	Chemical oxygen demand (COD)	COD digester
31.	Phenols	Spectrophotometer
32.	Oil and Grease	Balance
33.	MBAS (Detergents)	Spectrophotometer-Capillary Ion Analyzer (CIA)
34.	Chloroamines	High Pressure Liquid Chromatography (HPLC)
35.	Total organic carbon(TOC)	TOC analyzer
36.	Organic Constituents	Gas chromatography(GC)-High Pressure Liquid Chromatography (HPLC)
37.	Haloalkanes aromatic	Gas chromatography(GC)-High Pressure Liquid Chromatography (HPLC)
38.	Hydrocarbon	Gas chromatography(GC)-High Pressure Liquid Chromatography (HPLC)
39.	Pesticides	Gas chromatography(GC)-High Pressure Liquid Chromatography (HPLC)
40.	Disinfection	Gas chromatography(GC)-High Pressure Liquid Chromatography (HPLC)

WERSC - Dr. Hameed Suleman

3/10/03

Visited 3 labs:

- ① drinking H₂O lab analysis
- ② Waste H₂O lab analysis
- ③ H₂O lab

PHD + master students

Met a total of
4-5 people
working in the lab

Appendix B II

Types of Biological tests performed at the WERSC.

No.	Test	Apparatus
1.	Total Coliform , Fecal Coliform	Tubes , Filtration unit , Autoclave, Incubator , Laminar flow
2.	Total Count	Petri dish , Autoclave, Incubator , Laminar flow
3.	Chlorophyll a	Spectrophotometer
4.	Algae Identification	Microscope
5.	Nematode	Centrifuge & microscope
6.	E.Coli	Colliers

(Analysis are performed according to Standard Methods for Examination of Water & Wastewater , 19th edition , 1995)

PAMPHLETS COLLECTED AT SITES



The Hashemite Kingdom of Jordan
Ministry of Agriculture



National Center for Agricultural Research and Technology Transfer

(NCARTT)

January 2001



The Hashemite Kingdom of Jordan

MINISTRY OF AGRICULTURE



National Center for Agricultural
Research and Technology Transfer
(NCARTT)

3

INTEGRATED LIVESTOCK

Amman 1997



The Hashemite Kingdom of Jordan

MINISTRY OF AGRICULTURE



National Center for Agricultural
Research and Technology Transfer
(NCARTT)

4 Low Rainfall Areas

Amman 1997



The Hashemite Kingdom of Jordan

MINISTRY OF AGRICULTURE



National Center for Agricultural
Research and Technology Transfer
(NCARTT)

I RAINFED AGRICULTURE

Amman 1997



The Hashemite Kingdom of Jordan

MINISTRY OF AGRICULTURE



National Center for Agricultural
Research and Technology Transfer
(NCARTT)

5 PLANT GENETIC RESOURCES

Amman 1997

The Hashemite Kingdom of Jordan
Ministry of Agriculture



PLANT GENETIC RESOURCES Unit

(NCARTT)

January 2001



The Hashemite Kingdom of Jordan

MINISTRY OF AGRICULTURE



National Center for Agricultural
Research and Technology Transfer
(NCARTT)

2 IRRIGATED AGRICULTURE

Amman 1997

The Hashemite Kingdom of Jordan
Ministry of Agriculture



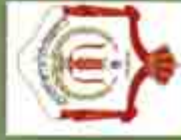
RAINFED AGRICULTURE

Research Program

(NCARTT)

January 2001

Improve and enhance agricultural production



This is NCARTT



Research and Technology transfer For Agricultural Development





**THE HASHEMITE KINGDOM OF
JORDAN**

Ministry of Agriculture

**National Center for Agricultural Research and
Technology Transfer
(NCARTT)**

5 Years, Work plan

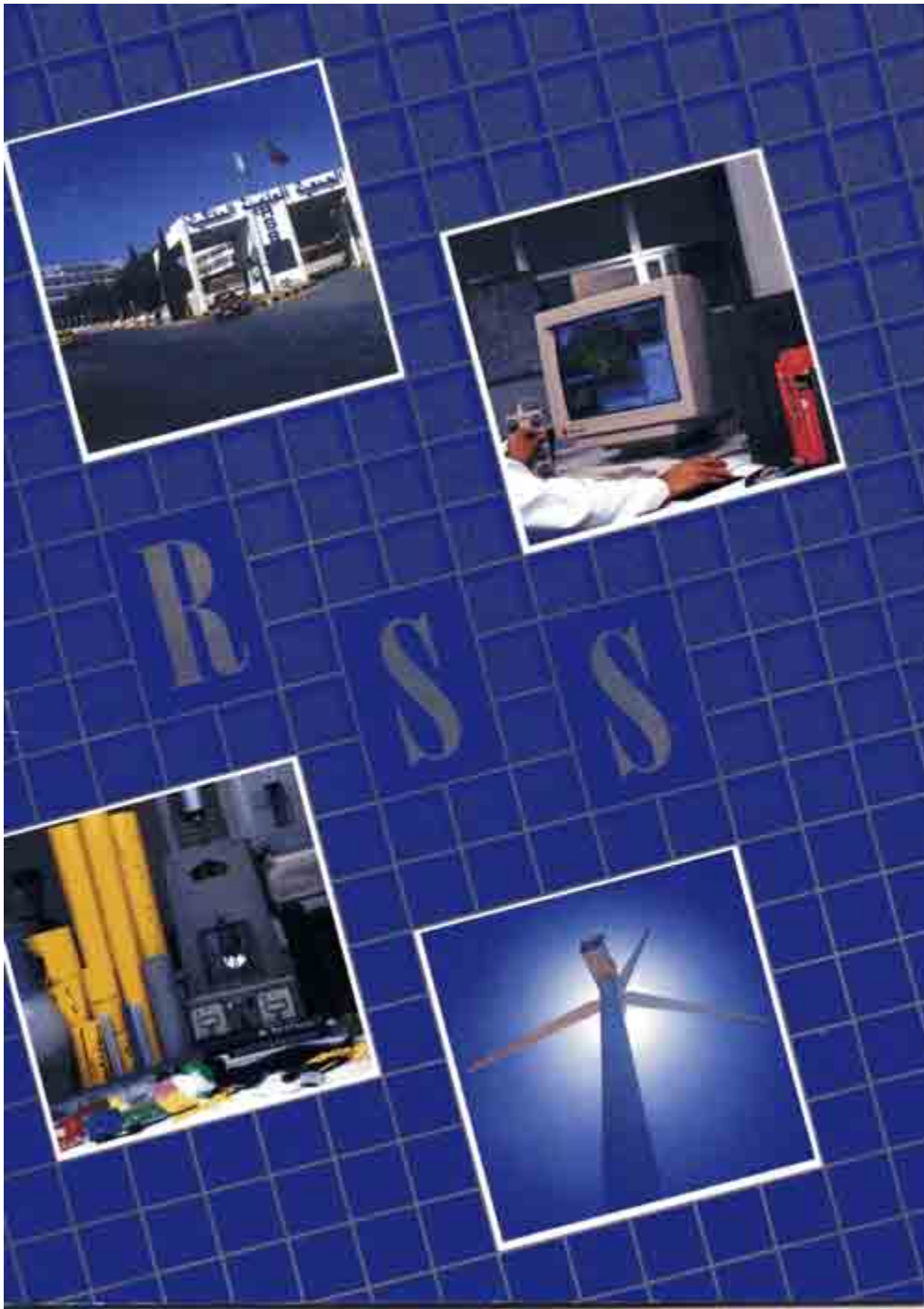
2001 - 2005

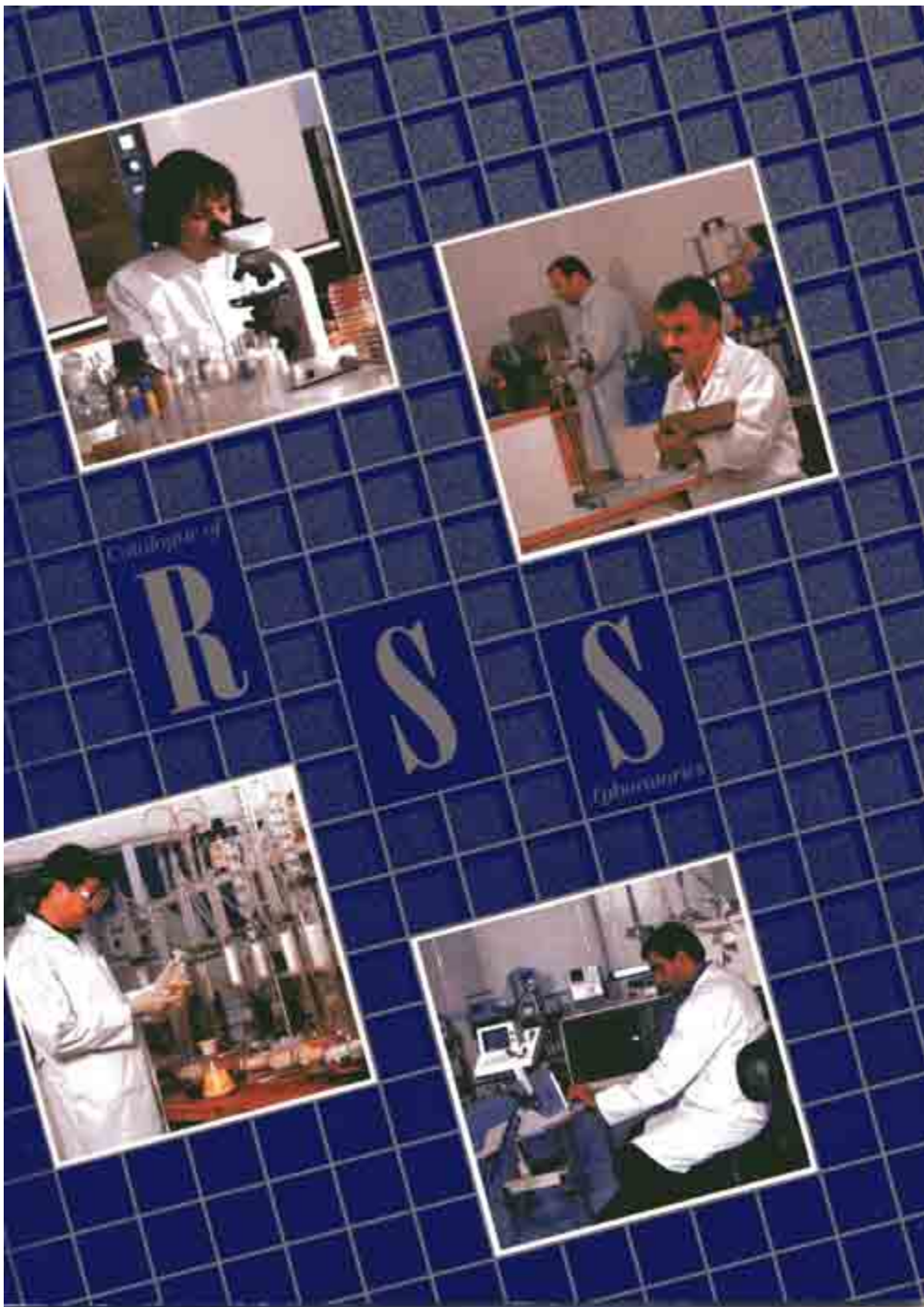


**Royal Scientific Society
(RSS)**

**Environmental Research Centre
(ERC)**

**Leading the Technological Change in
Environmental Management and Protection**







The University
of Jordan

Information Bulletin

Water and Environment Research and Study Center (WERSC)

